

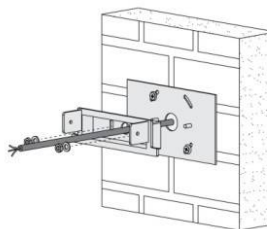


Step 1



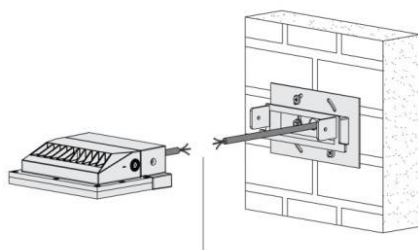
Secure multi-hole mounting plate

Step 2



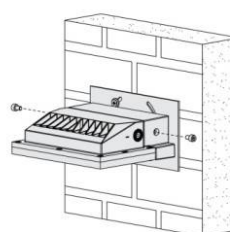
Secure the wall bracket

Step 3



Connect the power cable

Step 4



Install the light fixture on the wall

## Wiring diagram

High voltage on/off fitting: refer to the following recommended wiring method

Example of wiring:

